



ARTIFICIAL STAPLE FIBERS

STAPLE FIBERS

What Inside

Indonesia has various types of traditional clothes made of natural materials from a number of regions in the country. Now with the progress in chemical industry, more and more people is using clothes made from artificial materials. Indonesia has been the world's largest exporter of Artificial staple fibers (not carded) since 2008.

trade with
remarkable
Indonesia

FROM EDITOR'S DESK

Advisor :
Gusmardi Bustami

Editor in Chief :
Indrasari Wisnu Wardhana

Managing Editor :
RA. Marlana

Editors :
Sugiarti

Writer :
Zulkarnain

Design :
Karnaen Nafed

Editorial Addresses :
**DIRECTORATE GENERAL FOR
NATIONAL EXPORT DEVELOPMENT**
Ministry of Trade Republic of Indonesia
Jl. MI. Ridwan Rais No. 5
Jakarta 10110 – Indonesia
Phone : +62 21 3858171
Fax : +62 21 23528652
Email : p2ie@kemendag.go.id
Website : <http://djpen.kemendag.go.id>

Published by :
**DIRECTORATE GENERAL FOR
NATIONAL EXPORT DEVELOPMENT**
Ministry of Trade Republic of Indonesia

Ditjen PEN/MJL/60/VII/2012

Dear Valued Readers

We meet again in this July 2012 edition of Export News. We believe that you already have a successful first half of the year. In this edition, the Directorate General Nasional for Export Development (DGNEDE), Ministry of Trade, Republic of Indonesia, features another important export commodity from Indonesia: Artificial staple fibers (not carded).

Indonesia has been the world's largest exporter of Artificial staple fibers (not carded) since 2008, replacing China which was the largest exporter in 2007. Most of Indonesian Artificial staple fiber (not carded) products were exported to Turkey at US\$100.58 million followed by China worth US\$93.29 million, Pakistan (US\$51.07 million), India (US\$46.44 million) and most interestingly to Israel (US\$37.94 million).

As usual, we provide the readers with Indonesia's export performance and producers of Artificial staple fibers (not carded) to allow foreign buyers conduct initial contact. We expect you to find this edition useful for establishing contact with Indonesian producers of Artificial stable fibers (not carded).

Thank you

In *this* issue



Textile Production

From the Editor's Desk 2

Hot Issue 3

Market Review: Indonesian Artificial staple fibers, not carded, combed etc, in the World Market 5

List of Exporters 10

Commercial Attaches 11

Indonesian Trade Promotion Center (ITPC) 12

hot issue

Artificial staple fibers

In the Indonesian archipelago, with more than 17,000 islands, weavers have long used many of the world's known techniques of textile production, and almost every ethnic group has a legend telling how the art of weaving was brought by a Celestial

Being. Traditionally, village women were in charge of all the process: collecting plant fibers and forming them into threads, dyeing with natural substances, installing the looms, and patterning through weaving, resist-dyeing techniques, and other means of decoration.



A major goal of textiles might be to illustrate ethnic identity or lineage, offer spiritual protection, act as a link to the gods, announce the status of the wearers, or a picture of the local culture. Currently, the use of woven clothes, which are originally used for cultural and religious days, have shifted so that consumers also used woven clothes daily. Produced and full of information about the political alliances, cosmic beliefs, customs are respected, technical knowledge, social structure, trade relations, and sometimes even historical events. The best examples of traditional Indonesian textiles and cultural complexity of generating a crossroads in this area, shaped by influences from China, India, Europe and the Middle East.

Indonesia has a varied range of spectacular works from most parts of the archipelago such as those from western Indonesia, including Bali, Java, and Sumatra, as well as from eastern Indonesia including Kalimantan, Flores, Sulawesi, Sumba, Timor, Babar, Lembata, and Savu.

With the advancement of science and technologies, especially in the field of chemistry, people are starting to move from the natural, traditional types of textiles to the synthetic ones.

Natural yarns could come from cotton, rayon, jute, wooden, silk and linen while synthetic ones include

nylon, polyester, rayon and acrylic yarns.

Rayon yarns are processed from synthetic fibers which are regenerated that they are the same in structure as other cellulose fibers. One of the natural characteristic of rayon fiber is that it is highly dazzling and its color is whiter than cotton yarn.

There are two types of rayon yarns:

- Filament Rayon yarn, which is produced from a group of 15 -120 rayon fibers having limitless length excepting for fabric having certain effect such as voile and crepe.
- Staple Rayon yarn, which is produced from cuts of filament rayon with certain length to fit with the length of cotton fiber or woolen fibers to be spun.

Generally the rayon yarn is used as follows:

- Rayon yarn from cuprammonium rayon fiber is used specially as basic material for soft fabric with high quality, stockings and lady's underwear (lingerie), knitted undershirts and woven batik shirts.
- Rayon yarn from viscose rayon fibers is sued for embroidered garments and for layer.



Indonesian

Artificial staple fibers, not carded, combed etc, in the World Market



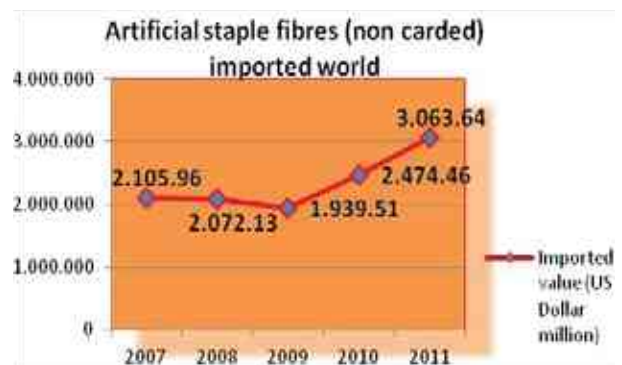
World Market Imports

The world imports of Artificial staple fibers (not carded) fluctuated in the period of 2007-2011 with an average growth trend of 9.71%. There was a decreasing trend from 2007 to 2009 before picking up in 2010 and 2011 with stronger results.

In 2007, the world imported US\$2.10 billion of Artificial staple fibers (not carded) but decreased slightly to US\$2.07 billion and US\$1.93 billion in 2008 and 2009 respectively. The decrease was

largely due to the global financing crisis hitting the USA and Europe. The imports, however, started to rebound in 2010 as many countries regained their growth in a recovery.

With the world economy was recovering, there was a considerable jump to US\$2.47 billion in 2010 and followed by 23.81% increase in 2011 to US\$3.06 billion in 2011.



Sources : ITC calculations based on UN COMTRADE statistics.

As can be seen in the graph above, the world imports of Artificial staple fibers (not carded), experienced a rather flat decrease from 2007 to 2009 before enjoying robust growth figures in 2010 and 2011.

Among the top importing countries in 2011 were Turkey, China, the United States, Pakistan and South Korea.

Turkey was the largest importing country in the 2007-2011 period, jumping from US\$435.97 million in 2007 to US\$689.95 million in 2011 for a 21.67% growth while China was second with a 15.67% average growth from US\$151.60 million to US\$479.92 million in the same period. China,

Market Review

however, had the second largest year-on-year growth of 60.71% from US\$298.63 million in 2010 to US\$479.92 million.

Indonesia had the largest year-on-year growth of 63.35% from US\$61.12 million in 2010 to US\$99.84 million in the following year. In total, Indonesia had an average growth of respectable 16.14% from US\$60.66 million to US\$99.84 million in the 2007-2011 period.

The Top 15 importing countries can be seen in the table below:

No	Countries	Imported value (US Dollar thousand)					Trend % (07-11)	Growth % (10-11)	Share % (2011)
		2007	2008	2009	2010	2011			
	All Countries	2.105.9 57	2.072.1 27	1.939.507	2.474.4 60	3.063.63 9	9,71	23,81	100
1	Turkey	435.972	412.925	399.159	567.085	689.956	13,15	21,67	22,52
2	China	151.602	178.656	227.395	298.634	479.926	32,56	60,71	15,67
3	USA	254.389	255.137	209.323	228.513	255.342	-1,02	11,74	8,33
4	Pakistan	87.334	118.300	90.061	157.845	204.447	22,01	29,52	6,67
5	Republic of Korea	110.398	126.182	109.929	127.589	168.206	8,91	31,83	5,49
6	Germany	126.845	124.384	96.417	101.330	122.458	-2,72	20,85	4,00
7	Viet Nam	37.386	39.038	69.656	84.193	111.109	34,27	31,97	3,63
8	Indonesia	60.663	37.093	53.305	61.121	99.840	16,14	63,35	3,26
9	France	82.292	69.746	53.754	63.101	77.881	-2,08	23,42	2,54
10	Chinese Taipei	40.677	55.254	49.734	57.304	77.703	14,24	35,60	2,54
11	Italy	102.810	94.213	47.873	62.681	72.061	-10,58	14,96	2,35
12	Israel	60.716	0	50.652	61.410	71.365	-	16,21	2,33
13	Japan	41.775	58.226	31.162	43.009	56.571	3,08	31,53	1,85
14	Iran (Islamic Rep. of)	0	0	0	43.833	55.966	-	27,68	1,83
15	India	20.187	34.345	50.352	43.140	54.846	24,94	27,13	1,79

Sources : ITC calculations based on UN COMTRADE statistics

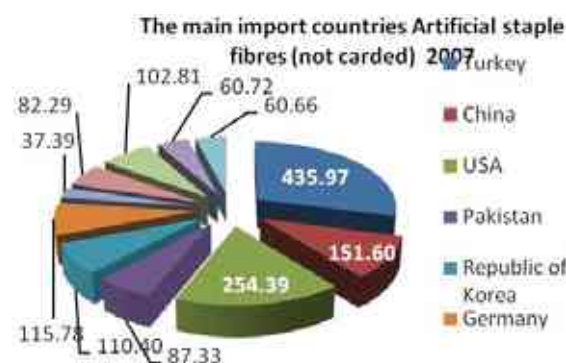
Other than Turkey and China, several other countries were also importing more Artificial staple fibers (not carded) due to domestic economic growth, including Pakistan, South Korea, Vietnam, Indonesia, Chinese Taipei, Israel, Japan, Iran and India.

The table also shows that most countries were experiencing decreasing imports of artificial staple fibers (not carded) in 2009 due to the global financial crisis.

Italy had the largest decrease in imports at 49.18%, from US\$94.21 million in 2008 to US\$47.87 million in 2009 followed by Pakistan whose imports slowed by 31.36% from US\$118.30 million to US\$90.06 million. Imports from France were also reduced by 29.75% from US\$69.74 million to US\$53.75 million.

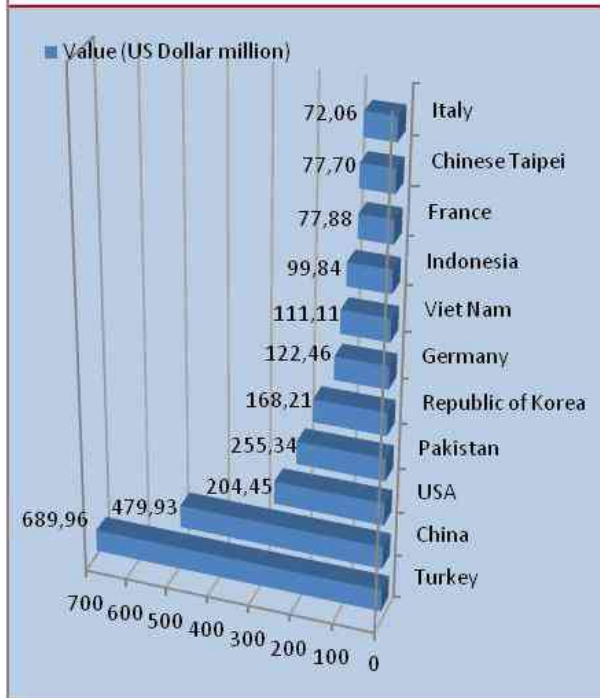
On the other hand, imports from China, Vietnam, Indonesia and India showed strong increase from 2008 to 2009 despite the global financial crisis, perhaps due to strong domestic demands.. China's import increased from US\$178.65 million in 2008 to US\$227.39 million in the following year while Indonesia increased its imports from US\$37.09 million to US\$53.30 million. India's imports were increased from US\$34.34 million to US\$50.35 million.

Turkey, China, USA and Pakistan are potential markets for Artificial staple fibers (non-carded) as they have 53.19% of the total imported Artificial staple fibers (not carded) in the world, as can be seen in the graph below.



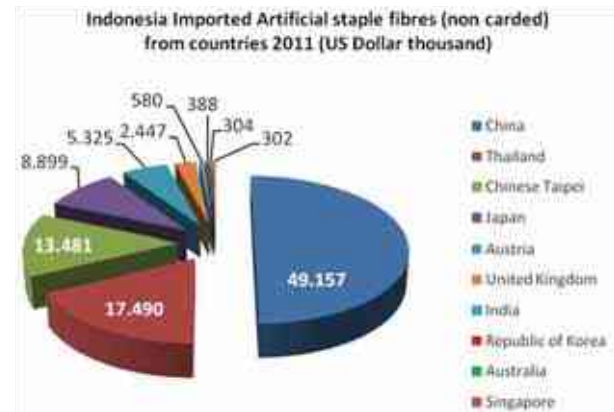
Sources : ITC calculations based on UN COMTRADE statistics

Value (US Dollar million)



Sources : ITC calculations based on UN COMTRADE statistics.

Indonesia is importing US\$99.84 million of Artificial staple fibers (not carded) in 2011. The main supplying countries were China with almost half of Indonesia's total imports at 49.24%, followed by Thailand at 17.52%, Chinese Taipei (13.50%), Japan (8.91%) and Austria (5.33%) as can be seen in the graph and table below.



Sources : ITC calculations based on UN COMTRADE statistics.

INDONESIA IMPORT OF ARTIFICIAL STAPLE FIBRES, NOT CARDED FROM WORLD BY COUNTRY OF ORIGIN

No	Countries	Imported value (US Dollar thousand)					Trend % (07-11)	Growth % (10-11)	Share % (2011)
		2007	2008	2009	2010	2011			
	All Countries	60.663	37.093	53.305	61.121	99.840	16,14	63,35	100
1	China	1.463	5.605	11.914	18.917	49.157	128,08	159,86	49,24
2	Thailand	23	9.872	8.913	5.530	17.490	255,67	216,27	17,52
3	Chinese Taipei	8.189	6.294	21.338	17.240	13.481	22,20	-21,80	13,50
4	Japan	2.551	3.804	6.392	11.571	8.899	43,50	-23,09	8,91
5	Austria	1.289	4.058	3.311	4.821	5.325	35,11	10,45	5,33
6	United Kingdom	223	93	27	769	2.447	99,44	218,21	2,45
7	India	0	464	158	550	580	-	5,45	0,58
8	Republic of Korea	0	174	54	77	388	-	403,90	0,39
9	Australia	0	399	0	0	304	-	-	0,30
10	Singapore	0	2	119	475	302	-	-36,42	0,30
12	Germany	320	722	291	361	299	-7,95	-17,17	0,30
13	Canada	0	7	0	0	36	-	-	0,04
14	USA	796	1.029	385	458	22	-55,01	-95,20	0,02
15	Hong Kong	0	828	0	11	15	-	36,36	0,02

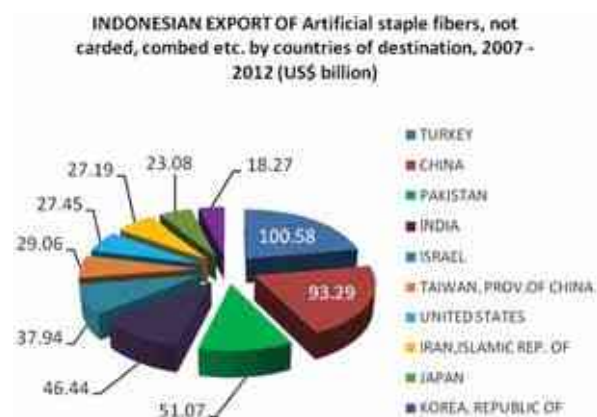
Sources : ITC calculations based on UN COMTRADE statistics.

Exports Exports

Countries in the world exported US\$1.98 billion of artificial staple fibers (non carded) in 2011, far below the imports figure US\$3.06 billion. Indonesia topped the list with US\$528.78 million exporting to over 30 destination countries. China was second, exporting US\$458.55 million in 2011. While the world experienced an average 10.91% of export growth in the 2007-2011 period, Indonesia had a growth of 27.26% while China at 12.97%.

In fact, Indonesia had always recorded the highest export of Artificial staple fibers (not carded) from 2008 to 2011. China exported the most in 2007.

Thailand was the world's third largest exporter with US\$265.21 million followed by Germany (US\$210.09 million) and Chinese Taipei (US\$197.38 million). The Top 15 exporting countries are listed in the table below. The three countries had a growth of 22.03%, 2.91% and 2.31% respectively in the 2007-2011 period.



Sources : ITC calculations based on UN COMTRADE statistics.

Most of Indonesian Artificial staple fiber (not carded) products were exported to Turkey at US\$100.58 million followed by China worth US\$93.29 million, Pakistan (US\$51.07 million),

No	Countries	Exported value (US Dollar thousand)					Trend % (07-11)
		2007	2008	2009	2010	2011	
	All Countries	1,328,378	1,199,835	1,180,525	1,519,467	1,980,927	10,91
1	Indonesia	194,075	266,411	257,413	399,922	528,788	27,26
2	China	281,119	197,904	214,226	251,915	458,559	12,97
3	Thailand	125,706	124,551	123,181	204,965	265,215	22,03
4	Germany	187,138	176,443	154,724	186,459	210,094	2,91
5	Chinese Taipei	199,943	144,028	177,790	185,721	197,389	2,31
6	India	59,141	65,333	106,545	149,090	160,804	32,65
7	Japan	35,572	39,038	53,708	53,302	60,060	14,56
8	USA	26,260	28,860	26,805	25,213	27,312	-0,56
9	Finland	102,373	96,547	4,813	3	19,040	-74,70
10	Belgium	10,388	4,416	7,843	12,252	17,805	23,34
11	Italy	7,105	6,869	5,327	5,670	8,212	0,98
12	Singapore	1,436	1,537	813	3,257	6,121	44,06
13	Hong Kong	5,109	2,994	4,928	2,962	5,065	-0,28
14	Brazil	27,656	13,614	14,877	19,294	4,045	-29,50

Sources : ITC calculations based on UN COMTRADE statistics.

India (US\$46.44 million) and most interestingly to Israel (US\$37.94 million).

The world was experiencing a deficit in the trade of Artificial staple fibers (not carded) in 2011 as the import was US\$3.06 billion while the export was only US\$1.98 billion. Being the world's largest exporter in 2011, however, Indonesia enjoyed a positive balance of US\$528.68 million in the Artificial staple fibers (not carded) much larger than any other countries in the world.

India had the second largest positive trade balance at US\$38.34 million followed by Chinese Taipei (US\$29.18 million), Thailand (US\$9.87 million) and Germany (US\$5.67 million).



World Balance of trade of Artificial Staple Fibers, Not Carded, Combed Etc. by Countries Destination

No	Countries	Exported/Imported value (US D thousand)		Balance 10/11	Trend % (07-11)	Growth % (10-11)	Share % (2011)
		Export 2011	Import 2011				
	All Countries	1.980.927	3.063.639	-1.082.712	10,91	30,37	100
1	Indonesia	528.788	99.840	528.688	27,26	32,22	26,69
2	China	458.559	479.926	-21.367	12,97	82,03	23,15
3	Thailand	265.215	255.342	9.873	22,03	29,40	13,39
4	Germany	210.094	204.447	5.647	2,91	12,68	10,61
5	Chinese Taipei	197.389	168.206	29.183	2,31	6,28	9,96
6	India	160.804	122.458	38.346	32,65	7,86	8,12
7	Japan	60.060	111.109	-51.049	14,56	12,68	3,03
8	USA	27.312	99.840	-72.528	-0,56	8,33	1,38
9	Finland	19.040	77.881	-58.841	-74,70	634566,67	0,96
10	Belgium	17.805	77.703	-59.898	23,34	45,32	0,90
11	Italy	8.212	72.061	-63.849	0,98	44,83	0,41
12	Singapore	6.121	71.365	-65.244	44,06	87,93	0,31
13	Hong Kong	5.065	56.571	-51.506	-0,28	71,00	0,26
14	Brazil	4.045	55.966	-51.921	-29,50	-79,03	0,20
15	Netherlands	2.073	54.846	-52.773	7,30	58,24	0,10

Sources : ITC calculations based on UN COMTRADE statistics.

LIST OF EXPORTERS

RAMAGLORIA SAKTI TEKSTIL INDUSTRI, PT

Jl. Embong Trengguli No. 22
Jawa Timur

Tel : (62-31) 5464662 (Hunting)
Fax : (62-31) 5464677
Email : office@ramagloria.com,
ramagloria@telkom.net,
era@ramagloria.com,
ramagloriaexport@yahoo.com,
yudhi@ramagloria.com
Website : www.ramagloria.com

Data Kontak:

- Marcellina Kawilarang (Komisaris Utama)
Telepon: (62-31) 5464662
- Sherlina Kawilarang (Direktur Utama)
Telepon: (62-31) 5464662
- Yudhi Aris Pratama
(Marketing Executive for Export & Local)
Telepon: (62-31) 5464662
- Era (Marketing Executive for Export)
Telepon: (62-31) 5464662

Data Produk:

Artificial Staple Fibres, Cotton Yarn, Oth. Yarn of Polyester Staple Fibres, Polyester of Synthetic Staple Fibres, Single Yarn of Artificial Staple Fibres.

PT Pronesia.

Office & Workshop:
Jl. Gudang Utara No. 6, Bandung
Phone/Fax :+62-22-70773991

Costumer Service :

1. dani@pronesia.co.id
HP : 0819.1297.0000
2. yanuar@pronesia.co.id
HP : 0813.2032.3573

SOUTH PACIFIC VISCOSE, PT

Sampoerna Strategic Square South Tower 22nd Fl.,
Jl. Jend. Sudirman Kav. 45-46
D. K. I. Jakarta

Tel : (62-21) 5771630
Fax : (62-21) 5771640
Email : sales@pt-spv.com
Website : ww.pt-spv.com

Data Kontak:

- Wolfram Kalt (Direktur Utama)
Telepon : (62-21) 5771630

Data Produk:

Artificial Staple Fibres, Sodium

Australia (Canberra)

Indonesian Embassy 8, Darwin Avenue,
Yarralumia A.C.T 2600, Australia
Phone : (+61-2) 62508654
Fax : (+61-2) 62730757
Email : atdag-aus@kemendag.go.id

Belgium (Brussels)

Indonesian Mission to the European Union
Boulevard De La Woluwe 38, B-1200
Brussel Belgium
Phone : (+32-2) 7790915
Fax : (+32-2) 7728190
Email : atdag-blx@kemendag.go.id

Canada (Ottawa)

Indonesian Embassy 55 Parkdale Avenue,
Ottawa, Ontario K1Y 1E5, Canada
Phone : (+1-613) 7241100 ext. 306
Fax : (+1-613) 7241105, 7244959
Email : atdag-can@kemendag.go.id

China (Beijing)

Indonesian Embassy Dongzhimenwai
Dajie No. 4 Chaoyang District
Beijing 100600, PR China
Phone : (0086-1) 65324748/ 3811340842
Fax : (0086-1) 65325368
Email : atdag-chn@kemendag.go.id

Denmark (Copenhagen)

Indonesian Embassy Orehoj Alle 1,
2900 Hellerup Copenhagen, Denmark
Phone : (+45) 39624422 ext. 215
Fax : (+45) 39624483
Email : atdag-dnk@kemendag.go.id

Egypt (Cairo)

Indonesian Embassy 13,
Aisha EL Temoria St. Garden City
P.O. BOX 1661 Cairo
Phone : (+20-2) 7944698/ 7947200/ 9
Fax : (+20-2) 7962495
Email : atdag-egy@kemendag.go.id

France (Paris)

Indonesian Embassy 47-49,
Rue Cortambert 75116 Paris, France
Phone : (33-1) - 450302760 ext. 418,
45044872
Fax : (33-1) - 45045032
Email : atdag-fra@kemendag.go.id

Germany (Berlin)

Indonesian Embassy
Lehter Strasse 16-17 D-10557 Berlin
Federal Republic Germany
Phone : (+49-30) 4780700
Fax : (+49-30) 47807209
Email : atdag-deu@kemendag.go.id

India (New Delhi)

Indonesian Embassy 50-A Chanakyapuri,
New Delhi, 110021 India
Phone : (+91-11) 6114100
Fax : (+91-11) 6885460/ 6886763
Email : atdag-ind@kemendag.go.id

Italia (Rome)

Indonesian Embassy Via Campania 55, 00187
Rome - Italia
Phone : (+39-06) 4200911/ 42009168
Fax : (+39-06) 4880280/ 42010428
Email : atdag-ita@kemendag.go.id

Japan (Tokyo)

Indonesian Embassy 5-2-9, HigashiGotanda
Shinagawa-ku,
Tokyo 1410022, Japan
Phone : (+81-3) 34414201/ 34470596
Fax : (+81-3) 34471697
Email : atdag-jpn@kemendag.go.id

Malaysia (Kuala Lumpur)

Indonesian Embassy No. 233 Jalan Tun Razak
50400 Kuala Lumpur, Malaysia
Phone : (+60-3) 21164000/ 21164067
Fax : (+60-3) 21167908/ 21448407
Email : atdag-mys@kemendag.go.id

Netherlands (Den Haag)

Indonesian Embassy 8, Tobias Asserlaan 2517
KC The Hague, The Netherlands
Phone : (+31-70) 310 8115
Fax : (+31-70) 364 3331
Email : atdag-nld@kemendag.go.id

Philippines (Manila)

Indonesian Embassy 185,
Salcedo Street Legaspi Village, Makati City
Metro Manila 1229, Philippines
Phone : (+63-2) 8925061/ 68
Fax : (+63-2) 8925878/ 8674192
Email : atdag-phl@kemendag.go.id

Russia (Moscow)

Indonesian Embassy Apt. 76, Entr. 3
Korovy val 7 Moscow 119049, Rusia
Phone : (+7-495) 2385281
Fax : (+7-495) 2385281
Email : atdag-rus@kemendag.go.id

Saudi Arabia (Riyadh)

Indonesian Embassy
Riyadh Diplomatic Quarter P.O. Box 94343
Riyadh 11693 Kingdom of Saudi Arabia
Phone : (+966-1) 4882800/ 4882131
ext. 120
Fax : (+966-1) 4882966
Email : atdag-sau@kemendag.go.id

Singapore (Singapore)

Indonesian Embassy 7 Chatsworth Road,
Singapore 249761
Phone : (+65) 67375420/ 68395458
Fax : (+65) 67375037/ 67352027
Email : atdag-sgp@kemendag.go.id

South Korea (Seoul)

Indonesian Embassy 55 Yoido-dong
Youngdeoungpo-Ku Seoul 150-010,
South Korea
Phone : (0082-2) 7835371/ 7/ 7827750
Fax : (0082-2) 7804280/ 7837750
Email : atdag-kor@kemendag.go.id

Spain (Madrid)

Indonesian Embassy 65, Calle de Agastia,
Madrid 28043 Spain
Phone : (+34-91) 4130294
Fax : (+34-91) 4157792
Email : atdag-esp@kemendag.go.id

Switzerland (Geneva)

Indonesian Mission on The United Nations And
Other International Organizations 16, Rue de
Saint Jean 25,
1203 Geneva, Switzerland
Phone : (+41-22) 3455733
Fax : (+41-22) 3383397
Email : atdag-che@kemendag.go.id

Thailand (Bangkok)

Indonesian Embassy 600-602 Pitcburi Road,
Rajthevi Bangkok 10400, Thailand
Phone : (+66-2) 2551264/ 2523135 ext.123
Fax : (+66-2) 2551264/ 2551267
Email : atdag-tha@kemendag.go.id

United Kingdom (London)

Indonesian Embassy 38 Grosvenor Square
London W1K 2HW, United Kingdom
Phone : (+44-20) 72909613/ 74997881
Fax : (+44-20) 74957022
Email : atdag-gbr@kemendag.go.id

United States (Washington DC)

Indonesian Embassy 2020 Massachusetts
Avenue, N.W. Washington D.C. 20036 USA
Phone : (+1-202) 7755350/ 7755200
ext. 350
Fax : (+1-202) 7755354/ 7755365
Email : atdag-usa@kemendag.go.id

Indonesian Economic and Trade

Office Taipei

Address : Indonesian Economic and Trade
Office to Taipei
Twinhead Bld 6F No. 550
Rui Goang Road, Neihu District
Phone : (886-2)-87526170 ext. 15
Fax. : (886-2)-87423706
Email : kakdei-twn@kemendag.go.id
Website : <http://www.kemlu.go.id/beijing>

Consulate General of the

Republic of Indonesia in Hongkong

127-129 Leighton Road, 6-8 Keswick
Street,100600, P.R. Cina
Phone : (852) - 28904421 - 28902481
Fax : (852) - 28950139
Email : kondag-hkg@kemendag.go.id
Website : <http://www.kemlu.go.id/beijing>

Indonesian Trade Promotion Centre (ITPC)

WORLDWIDE

Barcelona

Calle Aribau 250 BJ, Lantai dasar 08006
Barcelona - Espana
Phone : +34 934111662
Fax : +34 934146188
Email : itpcbcn@yahoo.com
Website : -

Budapest

Bajcsy Zslnszky ut 12, 1st floor No. 101
Budapest 1051
Phone : (36-1) 3176382
Fax : (36-1) 2660572
Email : inatrade@itpc-bud.hu
Website : -

Busan

#103 Korea Express Building 1211-1
Choryang Dong, Dong-Gu Busan, South Korea
(Part Of 1st Fl, Korea Express Building)
Phone : 82-51 4411708
Fax : 82-51 4411629
Email : itpc-kor@depdag.go.id
Website : -

Chennai

Ispahani Center - 3rd floor 123/124,
Nungambakkam High Road, Chennai
India 600034
Phone : 91-44 42089196
Fax : 91-44 42089197
Email : itpcchennai@yahoo.com
Website : www.itpcchennai.com

Chicago

70 West Erie Street, 3rd Floor
Chicago, Illinois 60610 USA
Phone : +312 6402643
Fax : +312 6402648
Email : -
Website : -

Dubai

Al Masraf Tower 4th floor, # 403 Baniyas
Street Deira PO. Box 41664, Dubai UAE
Phone : (971-4) 2278544
Fax : (971-4) 2278545
Email : itpcdxb@emirates.net.ae
Website : www.itpcdxb.ae

Hamburg

Multi Buro Servise Glockengisserwall 1720095
Hamburg - Germany
Phone : (49-40) 33313333
Fax : (49-40) 33313377
Email : inatrade@itpchamburg.de
Website : -

Jeddah

The Consulate General of the Republic of
Indonesia Jeddah Al-Mualifin St. Al-Rehab
District / 5. Po Box 10, Jeddah 21411
Kingdom of Saudi Arabia
Phone : +966-2 6711271
Fax : +966-2 6730205
Email : itpc.jed09@gmail.com;
sahudi1@gmail.com
Website : -

Johanesburg

Suite 02/E1,2nd floor, Village Walk Sandton
PO. Box 2146, RSA Johanesburg X 9916
South Africa
Phone : (27-11) 8846240
Fax : (27-11) 8846242
Email : itpc@itpcjhb.ca.za
Website : -

Lagos

5, Anifowoshe Street, Victoria Island,
Lagos - Nigeria
Phone : +234-1 4619865/461 9860/2
Fax : +234-1 2613301
Email : -
Website : -

Los Angeles

3457, Wilshire Blvd, suite 101
Los Angeles, CA 90010, USA
Phone : (213) 3877041
Fax : (213) 3877047
Email : itpcla@sbcglobal.net;
itpc-usa@depdag.go.id
Website : www.itpcla.org

Lyon

L' European - 19 Bld Eugene Deruelle
69003 Lyon, France
Phone : +33 478 60 62 78
Fax : +33 478 60 63 14
Email : -
Website : -

Mexico City

Cenit Plaza Arquimedes, Office : 105
Arquimedes No. 130 Polanco, Del. Miguel
Hidalgo C. P 11570 Mexico, D. F
Phone : (52-55) 50836055 / 50836057
Fax : (52-55) 50836056
Email : -
Website : -

Milan

Via Vittor Pisani, 8 - 6° Piano 20124
Milano (MI) Italia
Phone : +39 02 36598182
Fax : +39 02 36598191
Email : itpcmilan@live.it
Website : www.itpcmilan.com

Osaka

ITM-4-J-8, Asia and Pasific Trade Center
2-1-10 Nanko Kita, Suminoe-ku Osaka
Phone : (081-6) 66155350
Fax : (081-6) 66155351
Email : itpc@itpc.or.jp
Website : www.itpc.or.jp

Santiago

7th Floor WTC Building, Torre Sur Oficina 706,
Nueva Tajamar 481, Las Condes, Santiago, Chile
Phone : 56-2 4410494
Fax : 56-2 4410495
Email : itpc.santiago@123.cl
Website : www.itpcsantiago.cl

Sao Paulo

Edificia Park Lane Alameda Santos 1787
Conj III- 11 andar Cerqueira Cesar, Sao Paulo
Brazil 01419.002
Phone : (55-11) 32630472/ 35411413
Fax : (55-11) 32538126
Email : itpcsp@itpcsp.org
Website : www.itpcsp.org

Sydney

Level 2, 60 Pitt Street Sydney New South Wales
2000 Australia. 60 Pitt Street Level 2nd Sydney
Phone : (61-2) 92528783
Fax : (61-2) 92528784
Email : trade@itpcsydney.com
Website : www.itpcsydney.com

Vancouver

Georgia Business Centre 1400-1500 West
Georgia, Vancouver BC V6G 2Z6, Canada
Phone : 778 3734916/778 3734904
Fax : 604 7890078/604 6851520
Email : -
Website : -

See you at...

27th

TRADE X PO
Indonesia

www.tradexpoindonesia.com



Exhibition & Business Matching

October 17 - 21, 2012
Jakarta - Indonesia



trade with
remarkable
Indonesia